


INTELLAPATCH®

Series 2000 Blades



The APCON INTELLAPATCH® family of physical layer switches enables cost-saving management at Layer-1, the foundation of every enterprise network or interoperability test lab. Wire-once technology, plus easy-to-use software, allow IT and test lab personnel to use the INTELLAPATCH switch to automate and manage their networks with increased efficiency and cost effectiveness.

The INTELLAPATCH family of physical layer switches is based on a modular design that allows network administrators and engineers to manage multiple protocols and data rates in a single chassis. APCON offers blades in the following protocols: Ethernet, Fibre Channel, SONET/SDH and Other Protocols which include FDDI, Multi-Rate - Multi-Protocol, T1/E1/J1, DS3/E3/STS-1 and ESCON. Each hot-swappable blade uses either SFP/XFP transceivers or RJ45/RJ48c/mini-BNC connectors, giving users a flexible solution for Layer-1 connectivity and switching.

One of the benefits of a bladed system is that each switch chassis can be populated with different blades. For example, an INTELLAPATCH 64 chassis can be managed as a single device while housing four different blades: SONET/SDH, Fibre Channel, T1/E1/J1 and copper Ethernet. This hot-swappable design provides a flexible connectivity platform ideal for use in lab environments where engineers need to test multiple protocols and data rates. The scalable architecture of INTELLAPATCH switches allows for the accommodation of future port capacities and data rates. In addition, the bladed switch provides a cost effective means of media conversion, such as copper to fiber or multimode to single-mode.

INTELLAPATCH®

Series 2000 Blades



ETHERNET

Copper Ethernet

Specifically designed for use in any APCON INTELLAPATCH physical layer switch chassis, the 10/100/1000 Copper Ethernet blade enables network managers and test engineers to better manage copper Ethernet, Fast Ethernet and Gigabit Ethernet network environments.

Features and Benefits


- High-density ports
- 16 RJ45 copper interfaces per blade
- User-configurable data rate, duplex setting, and MDI/MDIX setting
- Hot swappable

Applications

- Cable management
- Interoperability testing
- Sharing devices
- Access control
- On-demand network reconfiguration

Specifications

- **Protocols:** 10/100/1000 Mbps Copper Ethernet
- **Ports:** 16 per blade ANSF/TIA/EIA-568-B, RJ45
- **Media Conversion:** Yes
- **Panel Status:** Blade Power - 16 TX and 16 RX interface status LEDs per blade
- **Dimensions:** 16.5" (W) x 3.9" (D) x 1" (H), 41.9 cm (W) x 9.9 cm (D) x 2.5 cm (H)
- **Compliance:** UL, CE, FCC Class A
- **Thermal Load:** 165.64 BTU/hr
- **Power:** 48.5 Watts
- **Physical Interfaces:** 16 x RJ45 connectors



Model Number	Name	Description
ACI-2059-E16-2	10/100/1000 Copper Ethernet	Port Ethernet Multi-rate Blade, 10/100/1000 Mbps, Copper (RJ45)

INTELLAPATCH®

Series 2000 Blades



ETHERNET

Fibre Optic 100/1000 Mbps

APCON Ethernet fiber optic blades provide non-blocking, any port to any port switching for Fast Ethernet and Gigabit Ethernet environments, enabling network managers and test engineers to better manage their network environments.

INTELLAPATCH switches outfitted with the multi-rate Ethernet blade are ideal solutions for cable management, interoperability testing, sharing of network analysis equipment and network access control. When used with APCON copper Ethernet blades, these blades enable 100 Mbps and 1000 Mbps media conversion from fiber to copper and vice versa, as well as multimode fiber to single-mode fiber and vice versa.

Specifications

- **Protocols:** 1000 Mbps–Fiber Ethernet–E16-4M/4S, E16-1M2, E16-1S1
100 Mbps–Fiber Ethernet–E16-4M1/4S1, E16-1M1
- **Ports:** 16 per blade
- **Media Conversion:** Yes
- **Panel Status:** Blade Power, port signal detect
- **Mechanical:** 16 MSA-compliant SFP ports
- **Dimensions:** 16.5" (W) x 3.9" (D) x 1" (H), 41.9 cm (W) x 9.9 cm (D) x 2.5 cm (H)
- **Compliance:** UL, CE, FCC Class A
- **Thermal Load:** 42.69 BTU/hr
- **Power:** 12.5 Watts
- **Physical Interfaces:**
 - 16 x 850 nm MMF LC 1000Base-SX SFPs – E16-4M
 - 16 x 1310 nm SMF LC 1000Base-SX - E16-1S1
 - 16 x 1310 nm SMF LC 1000Base-LX - E16-4S
 - 16 x 1310 nm MMF LC 100Base-FX - E16-4M1
 - 16 x 1310 nm SMF LC 100 Base-FX - E16-4S1
 - 16 x 1310nm MMF 100 Mbps SFPs – E16-1M1
 - 16 x 850nm MMF LC 1.25 Gbps SX SFPs - E16-1M2

Features and Benefits

- High-density ports
- 16 SFP fiber optic interfaces per blade
- Hot swappable
- 100 Mbps and 1000 Mbps media conversion when used with copper Ethernet blades

Applications

- Cable management
- Access control
- Media conversion
- Interoperability and quality assurance testing in the lab
- Electronic equipment sharing in enterprise and test lab environments
- Security for individual, department, building and campus network locations



Model Number	Name	Description
Multi-Mode		
ACI-2059-E16-1M1	100 M Fiber Ethernet	16 Port Fast Ethernet Blade, 100 Mbps, 1310nm Multimode (LC)
ACI-2059-E16-4M1	100 M Fiber Ethernet	16 Port Fast Ethernet & Media Conversion Blade, 100 Mbps, 1310nm Multimode (LC)
ACI-2059-E16-1M2	1G Fiber Ethernet – MMF	16 Port Gigabit Ethernet Blade, 1.25 Gbps, 850nm Multimode (LC)
ACI-2059-E16-4M	1G Fiber Ethernet – MMF	16 Port Fast Ethernet & Media Conversion Blade, 100 Mbps, 1310nm Multimode (LC)
ACI-2052-E16-1S1	1G Fiber Ethernet – Fiber SMF	16 Port Gigabit Ethernet Blade, 1.25 Gbps, 1310nm Single-mode (LC)
ACI-2059-E16-4S	1G Fiber Ethernet – SMF	16 Port Gigabit Ethernet & Media Conversion Blade, 1.25 Gbps, 1310nm Single-mode (LC)
ACI-2059-E16-4S1	100 M Fiber Ethernet – SMF	16 Port Fast Ethernet & Media Conversion Blade, 100 Mbps, 1310nm

INTELLAPATCH®

Series 2000 Blades



Features and Benefits

- High-density ports
- Hot swappable
- Ethernet physical layer switching to 10 Gbps
- 4 XFP LC optical interfaces per blade

Applications

- Cable management
- Access control
- Media conversion
- Interoperability and quality assurance testing in the lab
- Electronic equipment sharing in enterprise and test lab environments
- Security for individual, department, building and campus network locations

ETHERNET

10 Gbps

The 10 Gbps blade supports 10 Gbps Ethernet. The blade is designed with four optical interfaces that will accept hot-swappable XFP transceivers, as well as single-mode and multimode LC fiber optic cables. The optical-to-electrical-to-optical (O-E-O) design of the 10 Gbps blade provides the reliability and wstabilityneededforcriticalapplications.Thebladeprovidesaflexibleandscalable solution for high data-rate applications, such as interoperability and quality assurance testing.

Specifications

- **Protocols:** 10 Gbps
- **Ports:** 4 per blade
- **Panel Status:** Blade power, port signal detect
- **Mechanical:** 4 MSA-complaint XFP ports
- **Dimensions:** 16.5" (W) x 3.9" (D) x 1" (H), 41.9 cm (W) x 9.9 cm (D) x 2.5 cm (H)
- **Compliance:** UL, CE, FCC Class A
- **Thermal Load:** 95.63 BTU/hr
- **Power:** 28 Watts
- **Physical Interfaces:**
 - 4 x 850 nm MMF LC 10GBase - SR - E04 -3M
 - 4 x 1310nm SMF LC 10GBase - LR - E04-3S



Model Number	Name	Description
Multimode ACI-2059-E04-3M	10G Ethernet - MMF	4 Port Ethernet Blade, 10 Gbps, 850nm Multimode (LC)
Single-Mode ACI-2059-E04-3S	10G Ethernet - SMF	4 Port Ethernet Blade, 10 Gbps, 1310nm Single-mode (LC)

INTELLAPATCH®

Series 2000 Blades



ETHERNET

Security Blades

Ethernet Security blades are ideal solutions for centralizing, sharing, and managing monitoring and analysis equipment such as packet analyzers, probes, flow recorders and IDS devices. The unique 15-port design provides for added protection by forcing unidirectional traffic from SPAN ports to analysis equipment.

When used with APCON copper/fibre Ethernet blades, security blades enable 100 Mbps and 1000 Mbps media conversion from fiber to copper and vice versa, as well as multimode fiber to single-mode fiber and vice versa.

These advanced 15-port blades support a combination of Fast Ethernet and Gigabit Ethernet ports depending on the SFP connectors installed or 10/100/1000 Mbps Copper Ethernet. The blade provides non-blocking connectivity from any-to-any port, for point-to-point and multicast configurations.

The security blade can also be configured to enforce ports on other Ethernet blades within the same chassis to create unidirectional traffic connections. In monitoring applications, this can be beneficial to ensure no traffic is sent back to the SPAN ports.

Specifications

- **Protocols:** 10/100/1000 Mbps Copper Ethernet, 100 Mbps/1.25 Gbps Optical Ethernet
- **Ports:** 15 per blade
- **Media Conversion:** Yes
- **Panel Status:** Blade power
- **Mechanical:** - ANSF/TIA/EIA-568-B, RJ45 or 15 MSA-compliant SFPs
- **Dimensions:** 16.5" (W) x 3.9" (D) x 1" (H), 41.9 cm (W) x 9.9 cm (D) x 2.5 cm (H)
- **Compliance:** UL, CE, FCC Class A
- **Thermal Load:** 165.64 BTU/hr S15-2, 66.60 BTU/hr S15-4
- **Power:** 48.5 Watts S15-2, 19.5 Watts S15-4
- **Physical Interfaces:** 15 x RJ45 connectors or 15 x SFPs



Features and Benefits

- High-density ports
- 15 RJ45 copper interfaces per blade or 15 SFPs
- User-configurable data rate, duplex setting and MDI/MDIX setting (Copper only)
- Hot swappable

Applications

- Sharing packet analyzers
- SPAN security

Model Number

ACI-2059-S15-2

ACI-2059-S15-4M

ACI-2059-S15-4M1

Name

10/100/1000 Copper Ethernet

1G Fiber Ethernet

100 M Fiber Ethernet

Description

15 Port Security Blade, 10/100/1000 Mbps, Copper (RJ45)

15 Port Gigabit Ethernet Security Blade, 1.25 Gbps, 850nm Multimode (LC)

15 Port Fast Ethernet Security Blade, 100 Mbps, 1310nm Multimode (LC)

INTELLAPATCH®

Series 2000 Blades



FIBRE CHANNEL

1/2/4 Gbps

APCON'S Fibre Channel blades provide a cost-effective solution for interoperability test lab automation and SAN reconfiguration and monitoring. The Fibre Channel blades can be configured with APCON INTELLAPATCH 16, 64, 144, or 288 physical layer switch chassis and support the Fibre Channel protocol at data rates of 1, 2 and 4 Gbps. Each blade employs SFP transceivers to achieve the desired data rates. The chassis and blade combine to allow non-blocking connectivity from any port to any port, for point-to-point, multicast and Fibre Channel Arbitrated Loop (FC-AL) configurations. Cross connects are protocol independent and data-rate specific.

Specifications F16 Blades

- **Protocols:** 1.0625 Gbps Fibre Channel, 2.125 Gbps Fibre Channel, 4.25 Gbps Fibre Channel and 1.25 Gbps Ethernet
- **Ports:** 16 per blade
- **Media Conversion:** Yes
- **Panel Status:** Blade power
- **Dimensions:** 16.5" (W) x 3.9" (D) x 1" (H), 41.9 cm (W) x 9.9 cm (D) x 2.5 cm (H)
- **Compliance:** UL, CE, FCC Class A
- **Thermal Load:** 66.6 BTU/hr
- **Power:** 28 Watts
- **Signal Regeneration:** 2R repeater and 3R regeneration
- **Physical Interfaces:** 16 xSFP

Features and Benefits

- High-density ports
- 16 Fibre Channel interface ports per blade
- SFP Fibre Channel transceivers
- Signal regeneration on all ports
- Hot swappable

Applications

- Interoperability testing
- Quality assurance testing
- Automated reconfiguration of test topologies
- Electronic equipment sharing
- Cable break testing in SAN environments



Model Number	Name	Description
ACI-2059-F16-1C	1 & 2 Gbps Fibre Channel Copper	16 Port Fibre Channel Blade, 1 & 2 Gbps, Copper (HSSDC-2)
ACI-2059-F16-1M	1 & 2 Gbps Fibre Channel - MMF	16 Port Fibre Channel Blade, 1 & 2 Gbps, 850nm Multimode (LC)
ACI-2059-F16-1S	1 & 2 Gbps Fibre Channel SMF	16 Port Fibre Channel Blade, 1 & 2 Gbps, 1310nm Single-mode (LC)
ACI-2059-F16-6M	1, 2 & 4 Gbps Fibre Channel - MMF	16 Port Repeater Fibre Channel Blade, 1, 2, & 4 Gbps, 850nm Multimode (LC)
ACI-2059-F16-S	1, 2 & 4 Gbps Fibre Channel - SMF	16 Port Repeater Fibre Channel Blade, 1, 2, & 4 Gbps, 1310nm Single-mode (LC)

INTELLAPATCH®

Series 2000 Blades



FIBRE CHANNEL

10 Gbps Blade

The 10 Gbps blade enables advanced management of the physical layer in high-speed network environments. The blades provide a cost-effective solution for automating SAN interoperability test labs and for high-speed network management applications. The chassis and blade combine to allow non-blocking connectivity from any port to any port for point-to-point, multicast, and Fibre Channel Arbitrated Loop (FC-AL) configurations. Cross connects are protocol independent and data-rate specific. The optical-to-electrical-to-optical (O-E-O) design of the 10 Gbps blade provides the reliability and stability needed for critical applications. The blades provide a flexible and scalable solution for high data-rate applications, such as interoperability and quality assurance testing.

Features and Benefits

- Fibre Channel, physical layer switching to 10 Gbps
- 4 XFP optical transceivers per blade
- Hot swappable
- Compatible with all INTELLAPATCH chassis

Applications

- Interoperability testing
- Quality assurance testing
- Automated reconfiguration of test topologies
- Electronic equipment sharing
- Cable break testing in SAN environments

Specifications

- **Protocols:** 10 Gbps
- **Ports:** 4 per blade
- **Panel Status:** Blade power
- **Dimensions:** 16.5" (W) x 3.9" (D) x 1" (H), 41.9 cm (W) x 9.9 cm (D) x 2.5 cm (H)
- **Compliance:** UL, CE, FCC Class A
- **Thermal Load:** 95.63 BTU/hr – F04-3
- **Power:** 28 Watts
- **Physical Interfaces:** 4 x 1310nm



Model Number	Name	Description
ACI-2059-F04-3S	10 Gbps Fibre Channel	4 Port Fibre Channel Blade, 10 Gbps, 1310nm Single-mode (LC)

INTELLAPATCH®

Series 2000 Blades



Features and Benefits

- High-density ports
- 16 SFP interfaces support OC-3/STM-1, OC-12/STM-4, and OC-48/STM-16 SONET/SDH and Gigabit Ethernet
- Hot swappable

Applications

- Interoperability testing
- Quality assurance testing
- Electronic equipment sharing
- Circuit failure testing

SONET/SDH

APCON'S SONET/SDH blades provide a cost effective solution for managing high-speed optical network environments. APCON INTELLAPATCH switches outfitted with SONET/SDH blades are ideal for cable management, interoperability testing, and remote network management applications.

APCON's 16-port SONET/SDH blades support OC-3/STM-1, OC-12/STM-4, and OC-48/STM-16. The multi-rate blade supports all three data rates simultaneously or independently, based on the installed SFP transceivers. Each blade can be purchased with a mixture of transceivers that support all three data rates, and each blade operates with both single-mode and multimode transceivers to support media conversion.

Specifications

- **Protocols:** OC-3/STM-1: 155 Mbps (166 Mbps FEC), OC-12/STM-4: 622 Mbps (666 Mbps FEC), OC-48/STM-16: 2.488 Gbps (2.67 Gbps FEC), Gigabit Ethernet 1.25 Gbps (supports Single-mode and Multimode)
- **Ports:** 16 per blade
- **Media Conversion:** Yes
- **Panel Status:** Blade power
- **Mechanical:** 16 ports per blade
- **Dimensions:** 16.5" (W) x 3.9" (D) x 1" (H), 41.9 cm (W) x 9.9 cm (D) x 2.5 cm (H)
- **Compliance:** UL, CE, FCC Class A
- **Thermal Load:** 66 BTU/hr
- **Power:** 19.5 Watts
- **Physical Interfaces:** 16 SFP OC-3/STM-1, OC-12/STM-4, and OC-48/STM-16 SONET/SDH and Gigabit Ethernet interfaces per blade



Model Number	Name	Description
ACI-2059-I16-3M1	OC-3/STM-1 Fiber MMF	16 Port SONET OC-3 Blade, 155 Mbps, 1310nm Multimode (LC)
ACI-2059-I16-3M2	OC-3/STM-1,OC-12/STM-4 Fiber MMF	16 Port SONET OC-12 Blade, 155/622 Mbps, 1310nm Multimode (LC)
ACI-2059-I16-3S1	OC-3/STM-1 Fiber SMF	16 Port SONET OC-3 Blade, 155 Mbps, 1310nm Single-mode (LC)
ACI-2059-I16-3S2	OC-3/STM-1,OC-12/STM-4 Fiber SMF	16 Port SONET OC-12 Blade, 155/622 Mbps, 1310nm Single-mode (LC)
ACI-2059-I16-3S3	SONET/SDH/Gigabit Ethernet Fiber SMF	16 Port SONET OC-3/STM-1, OC-12/STM-4, OC-48/STM-16, Gigabit Ethernet blade, 155 Mbps, 622 Mbps, 2.488 Gbps 1.25 Gbps 1310 nm Single-mode (LC)

INTELLAPATCH®

Series 2000 Blades



Features and Benefits

- High-density ports
- 16 SFP fiber optic interfaces per blade
- Hot swappable

Applications

- Cable management
- Interoperability testing
- Sharing network analysis equipment
- Access control

OTHER PROTOCOLS

In addition to standard protocols, APCON offers INTELLAPATCH 2000 Series Blades in these formats: FDDI, Multi-Rate, DS3/E3/STS-1, T1/E1/J1 and ESCON.

FDDI

APCON fiber optic blade provides non-blocking, any port to any port switching enabling network managers and test engineers to better manage their network environments.

INTELLAPATCH switches outfitted with the multi-rate Ethernet blade are ideal solutions for cable management, interoperability testing, sharing of network analysis equipment and network access control.

Specifications

- **Protocols:** 100 Mbps, 1300nm Multimode
- **Ports:** 16 per blade
- **Panel Status:** Blade power
- **Dimensions:** 16.5" (W) x 3.9" (D) x 1" (H), 41.9 cm (W) x 9.9 cm (D) x 2.5 cm (H)
- **Compliance:** UL, CE, FCC Class A
- **Thermal Load:** 42.69 BTU/hr
- **Power:** 12.5 Watts
- **Physical Interfaces:** 16 xSFP



Model Number	Name	Description
ACI-2059-E16-1M3	FDDI Fiber	16 Port FDDI Blade, 100 Mbps, 1300nm Multimode (LC)

OTHER PROTOCOLS

Multi-Rate / Multi-Protocol

The multi-protocol M16-1 blade is an ideal solution for environments requiring flexibility.

In particular, this blade is an especially fitting solution for an environment that hosts a wide range of protocols, but only requires a limited number of ports for each – for example four ports each of Ethernet, Fibre Channel, SONET and video. Instead of purchasing four separate blades to handle the task, the M16-1 enables the user to purchase one that does the work for all protocols.

The M16-1 blade can be configured with APCON INTELLAPATCH 16, 32, 64, 144 or 288 port physical layer switch chassis. It supports numerous protocols ranging in speed from 10 Mbps to 3.2 Gbps, provides non-blocking connectivity from any port to any port, and supports point-to-point and multicast (1:N) switching topologies.

Specifications

- **Protocols:** 2 Gbps Fibre Channel, 1 Gbps Fibre Channel, 1 Gbps Ethernet, 100 Mbps Fast Ethernet / 100 Mbps FDDI, 155 Mbps OC-3/STM-1, 622 Mbps OC-12/STM-4, 2.48 Gbps OC-48/STM-16, OC-48 FEC/STM-16 FEC/OTU1/2.67 Gbps, 3.125 Gbps XAUI Ethernet, 3.1875 Gbps XAUI Fibre Channel, 1.485 Gbps SDI-HD, 270 Mbps SDI (NTSC/PAL), 200 Mbps ESCON, 2.5 Gbps InfiniBand, 2.48 Gbps ODU1, All other rates between 100 Mbps and 3.2 Gbps
- **Ports:** 16 per blade
- **Media Conversion:** Yes
- **Panel Status:** Blade power
- **Mechanical:** 16 MSA-compliant SFP ports
- **Dimensions:** 16.5" (W) x 3.9" (D) x 1" (H), 41.9 cm (W) x 9.9 cm (D) x 2.5 cm (H)
- **Compliance:** UL, CE, FCC Class A
- **Thermal Load:** 71.72 BTU/hr
- **Power:** 21 Watts
- **Physical Interfaces:** 16 x 850 nm MMF LC 1/2 Gbps SFP's (ACI-2059-M16-1M) Others installed per custom order specifications



Features and Benefits

- High-density ports
- Port rate / protocol flexibility

Hot swappable

Applications

- Cable Management
- Interoperability Testing
- Access Control
- QA Video Replication

Model Number	Name	Description
ACI-2059-M16-1M	Multi-rate Fiber MMF 850nm	16 Port Multi-rate Blade, Gigabit Ethernet, Fibre Channel 1 & 2 Gbps, 850nm, Multimode (LC)
ACI-2059-M16-1	Multi-rate Fiber MMF	No SFP's installed

INTELLAPATCH®

Series 2000 Blades



Features and Benefits

- Eight ports
- 8 RJ48c T1/E1/J1 interfaces per blade
- User-selectable line coding and protocol
- Hot swappable

Applications

- Compatibility and interoperability testing
- Signal tapping for electronic sharing of monitoring and analysis equipment
- Regression testing
- Line break simulations

OTHER PROTOCOLS

T1/E1/J1


The T1/E1/J1 blade is ideal for use in interoperability test labs where engineers are performing signal breaks and stress tests on T1/E1/J1 infrastructure equipment.

APCON's T1/E1/J1 multi-rate, 8-port blade comes standard with RJ48c connectors and addresses commonly deployed protocols, providing a cost-effective means of linking voice and data.

This advanced 8-port blade simultaneously supports the North American (T1), European (E1), and Japanese (J1) telecommunications protocols using RJ48c connectors. The blade provides non-blocking connectivity from any port to any port and supports point-to-point and multicast (1:N) switching topologies.

Specifications

- **Protocols:** 1.544 Mbps, 2.048 Mbps (RJ48c)
- **Ports:** 8 per blade
- **Panel Status:** Blade power
- **Mechanical:** 8 RJ48c ports per blade
- **Dimensions:** 16.5" (W) x 3.9" (D) x 1" (H), 41.9 cm (W) x 9.9 cm (D) x 2.5 cm (H)
- **Compliance:** T1, E1, J1 specifications including: ANSI T1.403-199; ANSI T1.408; AT&T TR 62411; ITU G.703, G.7704, G.706
- **Thermal Load:** 78.55 BTU/hr
- **Power:** 23 Watts
- **Physical Interfaces:** 8 RJ48c T1/E1/J1 interfaces



Model Number	Name	Description
ACI-2059-T08-1	T1, E1, J1	8 Port T1/E1/J1 Blade, 1.544 Mbps, 2.048 Mbps (RJ48c)

INTELLAPATCH®

Series 2000 Blades



Features and Benefits

- Eight ports
- 8 Mini-BNC interfaces per blade for DS3, E3 and STS-1 connectivity
- User-selectable line coding and protocol

Applications

- Compatibility and interoperability testing
- Router stress testing
- Regression testing
- Line break simulations

OTHER PROTOCOLS

DS3/E3/STS-1

The DS3/E3/STS-1 blade is an ideal solution for engineers testing protocol-specific transmission equipment and services. This multi-protocol blade supports the DS3 (North American), E3 (European) and the STS-1 line interfaces. Specific data rates are selectable on a port-by-port basis using software from APCON.

This multi-rate 8-port blade comes standard with a mini-BNC TX and a mini-BNC RX connector for each of its eight bi-directional ports. This blade can be used in any DS3/E3/STS-1 environment where the typical physical layer applications are required, including cable break simulation, equipment reconfiguration and test equipment sharing.

Specifications

- **Protocols:** 44.7 MHz/34.3 MHz/51.8 MHz (Mini-BNC)
- **Ports:** 8 per blade
- **Panel Status:** Blade power
- **Mechanical:** Mini-BNC-Tx, Mini-BNC-Rx
- **Dimensions:** 16.5" (W) x 3.9" (D) x 1" (H), 41.9 cm (W) x 9.9 cm (D) x 2.5 cm (H)
- **Compliance:** ANSI: T1.102-1993, T1.107-1995, T1.404-1994
ITU-T: G.703, G.775
ETSI: ETS 300 686, ETS 300, 687, ETS EN 300 689, TBR 24
TELCORDIA: GR-253-CORE, GR-499-CORE
- **Thermal Load:** 78.55 BTU/hr
- **Power:** 23 Watts
- **Physical Interfaces:** Mini-BNC-Tx, Mini-BNC-Rx



Model Number	Name	Description
ACI-2059-D08-1	DS3, E3, STS-1	8 Port DS3/E3/STS-1 Blade, 44.7 MHz/34.3 MHz/51.8 MHz (Mini-BNC)

INTELLAPATCH®

Series 2000 Blades



Features and Benefits

- High-density ports
- Hot swappable
- 16 x 1300nm LED Multimode LC interfaces per blade

Applications

- Cable management
- Interoperability testing
- Sharing network analysis equipment
- Access control
- Media conversion
- Interoperability and quality assurance testing in the lab
- Electronic equipment sharing in enterprise and test lab environments
- Security for individual, department, building and campus network locations

OTHER PROTOCOLS

ESCON

The ESCON blade supports 200 Mbps. The Multi-mode Fiber blade is designed with 16 1300nm interfaces that will also accept hot-swappable SFP transceivers, as well as single-mode and multimode LC fiber optic cables. The optical-to-electrical-to-optical (O-E-O) design of the ESCON blades provides the reliability and stability needed for critical applications. The blades provide a flexible and scalable solution for high data-rate applications, such as interoperability and quality assurance testing.

Specifications

- **Protocols:** 200 Mbps ESCON
- **Ports:** 16 per blade
- **Panel Status:** Blade power, port signal detect
- **Mechanical:** 16 MSA-compliant SFP ports
- **Dimensions:** 16.5" (W) x 3.9" (D) x 1" (H), 41.9 cm (W) x 9.9 cm (D) x 2.5 cm (H)
- **Compliance:** UL, CE, FCC Class A
- **Thermal Load:** 42.69 BTU/hr
- **Power:** 12.5 Watts
- **Physical Interfaces:** 16 x 13010 nm F2C LC



Model Number	Name	Description
ACI-2052-E16-1M6	200 Mbps ESCON - MMF	16 Port ESCON Blade, 200 Mbps, 1300nm Multimode, LED